



32 Roberts Street
BAYSWATER

Western Australia, 6053
PO Box 61, BAYSWATER
Western Australia, 6933

PHONE: 08 9208 2700

FAX: 08 9370 3985

admin@stcolsbays.wa.edu.au

www.saintcolumbas.com.au

School Performance Data 2016

VISION STATEMENT

St. Columba's Primary School aims to foster the total development of each child within a caring community that is totally committed to supporting the Catholic principles and ideals

'Faith, Wisdom, Peace'

ST COLUMBA'S SCHOOL, BAYSWATER

SCHOOL PERFORMANCE DATA

Dear Members of St Columba's School Community,

The Australian Government accountability regulations require schools to report information on school performance to their community. The information below is provided to the school community to reflect the school's performance in the 2016 academic year as mandated by the Australian Government.

As a school, we are continuously striving to develop through seeking to improve children's learning and enhancing teacher instruction. This means working towards developing higher quality teaching and promoting more effective learning.

The data presented reflects what can be measured, in terms of what the school is achieving. Although we, as a school, are proud to stand by this data, we know that there are many important aspects of our school and what children learn that cannot be readily measured.

Below are our details.

CONTEXTUAL INFORMATION

St. Columba's School, Bayswater was established by the Sisters of Mercy in 1936. It is a co-educational Catholic school providing primary education to approximately 400 children, from Pre-Kindergarten 3 Year Olds to Year 6. The school is an integral part of and has a close relationship with the St Columba's Parish.

St. Columba's School is a well-resourced school with an emphasis on Early Childhood Education, Pastoral Care, Early Intervention, Gifted and Talented, Literacy and Numeracy. The school is becoming a double stream school and is double stream from Pre-Kindergarten 3 Year Olds to Year 4. Specialist programs in the areas of Science, Humanities, Physical Education, Italian and Music operate within the school.

St. Columba's has a vibrant and committed staff, an active and supportive parent body, and strong links with the local community. The school's motto: 'Faith, Wisdom, Peace' is lived out in our vision of 'fostering the total development of each child within a caring community that is totally committed to supporting and living the Catholic principles and ideals'.

STAFF

1. Staff Attendance.

In 2016, the average number of days attended, per staff member, was 94%. This figure includes staff away on Sick Leave, Personal Leave and Professional Development.

2. Staff Retention.

The proportion of teaching staff retained at St Columba's School in 2016 was 100% .

3. Teacher Qualifications.

Qualifications of Teaching Staff at St Columba's School Bayswater	
Qualifications	Number
Certificate of Music Teaching	
Diploma of Teaching/Education	6
Diploma of Religious Education	2
Graduate Diploma in Education	1
Bachelor of Education	16
Bachelor of Arts in Education	3
Graduate Certificate in Religious Education	
Graduate Certificate in Early Childhood Education	2
Master of Religious Education	1
Degrees in other Disciplines	2

4. Workforce Composition

Males	3	Females	41
Full Time	22	Part Time	21
Teachers	24	Education Assistants	13
Administration	3	Other (cleaner, social worker, OSHC, Relief)	4

5. Professional Development and Professional Learning Opportunities for Teaching Staff.

Over the year all teachers attended courses in a number of learning areas. Some of these learning areas were Literacy, Numeracy, Religious Education, Curriculum Professional Development, Early Childhood Pedagogy Network Meetings, Teaching Children with Special Needs, networking sessions on Literacy, Drug Education, Faith Development, Environment Studies and Professional Learning

Community meetings, School Report meetings, Religious Education network meetings, Kindergarten conversations and Curriculum Issues for Primary Leaders and Religious Education Accreditation courses at the Catholic Education Office, Perth.

Our aim in 2017 is to continue to inservice all staff on the core educational and spiritual areas of the school's curriculum.

KEY STUDENT OUTCOMES

1. Student Attendance.

The average attendance rate for the 2016 gazetted school year, for students in Years 1 to 6, was 94.18%. Student attendance is recorded in class registers. Absences are followed up by teachers requesting a note from parents explaining any absence.

Year	Student Attendance
Year 1	93.78%
Year 2	94.42%
Year 3	94.57%
Year 4	94.29%
Year 5	94.12%
Year 6	93.90%

2. Proportions of Years 3 and 5 Students Meeting National Reading, Writing, Spelling and Numeracy Benchmarks and Changes in Benchmark Results From The Previous Year

In 2016, the National Assessment Program Literacy and Numeracy tests were administered throughout all Australian states and territories. More detailed information can be located at the NAPLAN website www.naplan.edu.au

Please note:

- Year 3 students in New South Wales and Victoria have had three and a quarter years of formal education as opposed to two and a quarter years for Western Australian children. Please also remember that the writing test disadvantaged the more thoughtful and reflective young writers whose output was limited by the time permitted.

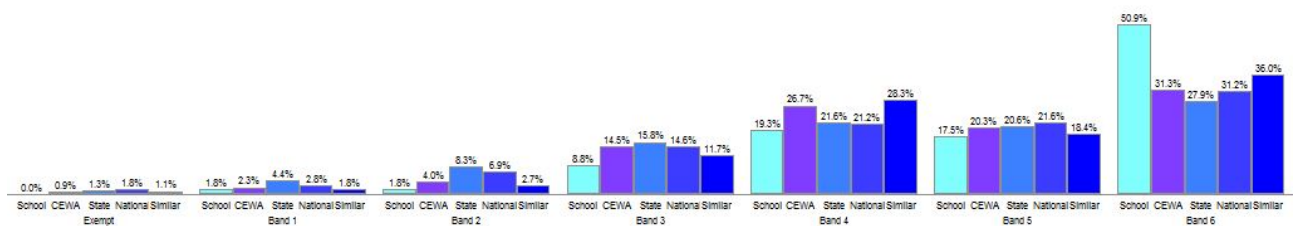
- The NAPLAN does not measure creative thinking, collaborative abilities or emotional intelligence.
- These NAPLAN tests form only one part of the many assessments that take place right throughout your child's primary schooling. At St. Columba's School, we have a wide range of assessment measures that begin at Kindergarten and continue until Year 6.

ST COLUMBA'S SCHOOL 2016 NAPLAN RESULTS COMPARISON

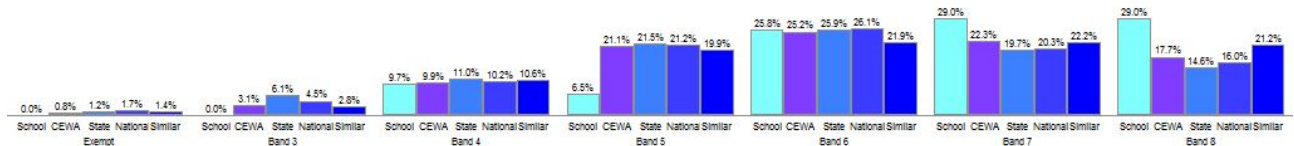
The data below indicate students 'On' or 'Above' the Minimum Standard in NAPLAN. These figures have also been compared to all other Australian Schools in 2016. Please take note that it is not a direct comparison as the children tested are not from the same cohort.

Grammar and Punctuation

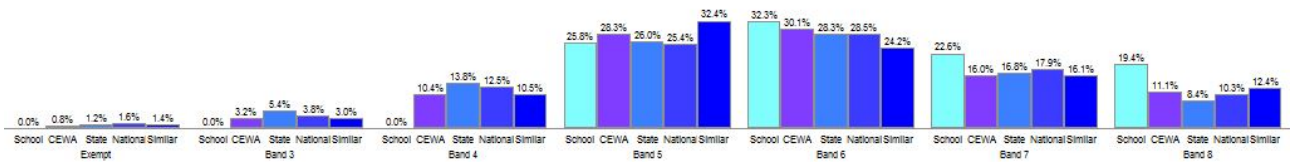
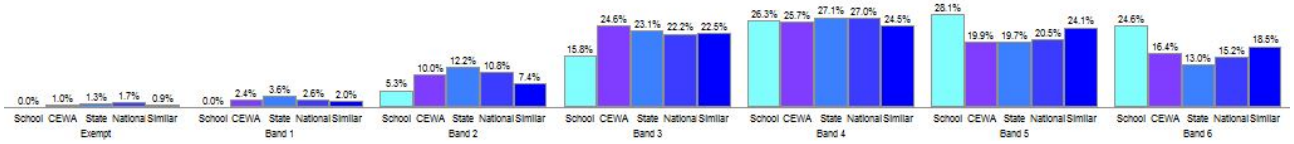
1013 2016 Grammar & Punctuation Year 3	St Columba's School (Bayswater)
---	---------------------------------



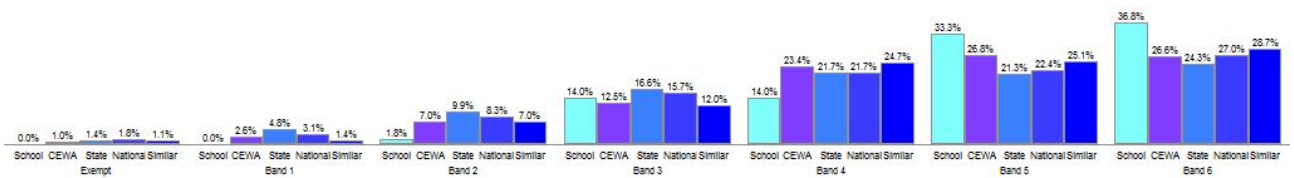
1013 2016 Grammar & Punctuation Year 5	St Columba's School (Bayswater)
---	---------------------------------



Numeracy

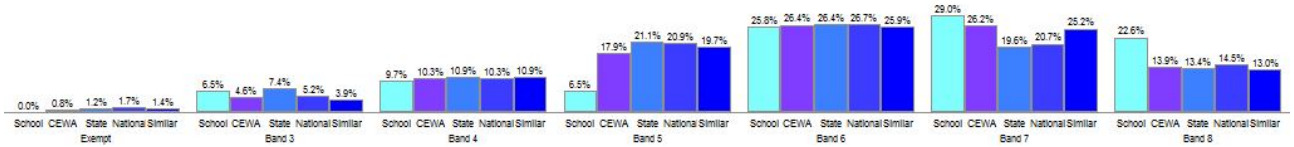


Reading



1013
2016 Reading Year 5

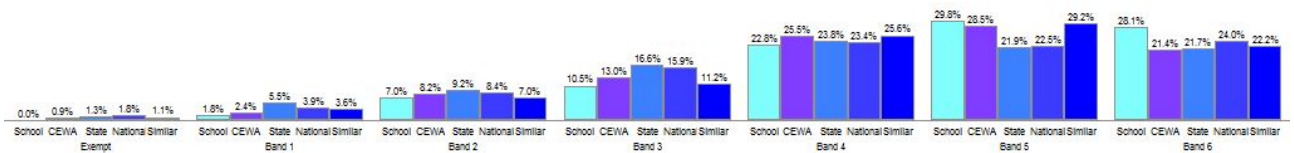
St Columba's School (Bayswater)



Spelling

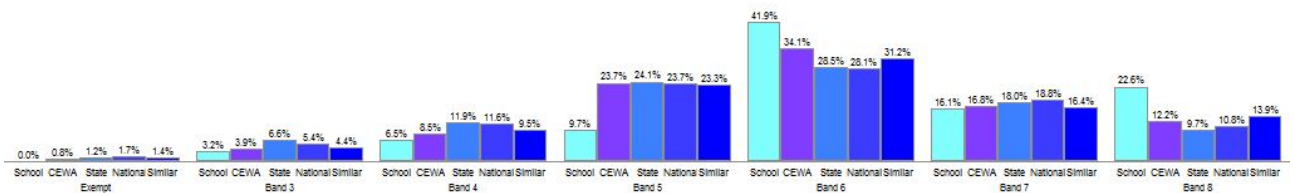
1013
2016 Spelling Year 3

St Columba's School (Bayswater)



1013
2016 Spelling Year 5

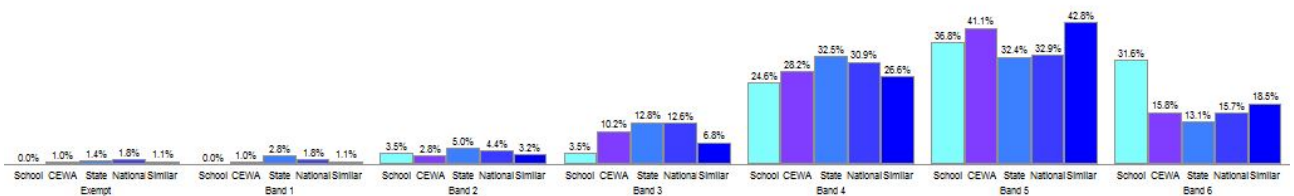
St Columba's School (Bayswater)

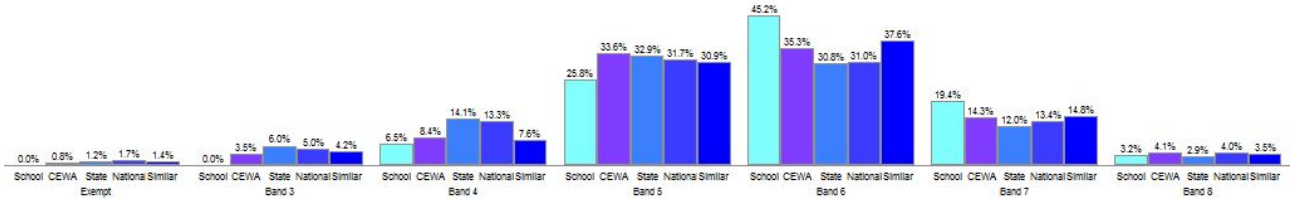


Writing

1013
2016 Writing Year 3

St Columba's School (Bayswater)





VALUED ADDED ACTIVITIES AT ST COLUMBA'S SCHOOL IN 2016.

Throughout the year, the students at St Columba's School were involved in a variety of activities, incursions and excursions, which helped their development and added value to their learning. Below are some examples.

Excursions/Incursions/Extension Activities

- Schoensatt Shrine Visits
- Years 6 Camp
- Options Program
- Enrichment Program
- Gymbus
- Scitech (Perth)
- Recycling Program
- Dancing

Curriculum

- PIPS (Progress Indicators in Primary Students).
- NAPLAN Testing (Years 3, 5).
- Friendly Schools & Families Programme.
- National Safe Schools Framework.

Religion

- Reconciliation, Eucharist and Confirmation Sacramental Programmes.
- Whole school masses.
- Class masses.
- Weekend Parish Celebrations.
- Sacramental Parent Information Sessions.
- Feast Day Celebrations.
- Sacramental retreat days

Performing Arts

- School Choirs.
- End of Year Christmas Concert.
- Class Assemblies.
- Arts Night

Sport

- Swimming Lessons.
- Faction Swimming & Athletics Carnivals.
- Interschool Swimming & Athletics Carnival.
- Eagles Cup Football.
- Columba Runners

Community Activities

- Missions.
- ANZAC Day.
- Book Week
- Open Day
- Mercy Missions Day

POST SCHOOL DESTINATIONS

Our 2014 Year 6 student's high school destinations are as follows:

Destination Schools	No of Students
Chisholm College	20
Mercedes College	8
Trinity College	4
Total	32

PARENT, STUDENT AND TEACHER SATISFACTION

Having completed Kindergarten and prospective student interviews recently, it is great to be able to report to you the high opinions held by the outside community regarding St Columba's School. This is supported by the high number of applications seeking enrolment into the school in the junior year levels. There were also many positive comments and feedback from parents with children currently attending the school.

I am proud to state that we are providing many opportunities for the students and parents to grow in their faith through liturgical and sacramental celebrations, sacramental meetings, faith development days and evenings for the students, staff and parents.

Along with incidental discussions I have had with students, teachers and parents, both before school and during the day, there is a high degree of satisfaction with the school. The general consensus is that St Columba's School is a great school.

Interpreting school financial information

The following table and charts summarise the recurrent and other income of the selected school together with its capital expenditure for the calendar year. Where data are available for a minimum of three consecutive calendar years, total cumulative capital expenditure for those years will be displayed. Caution should be taken in using the information presented below when making direct funding comparisons between schools. The financial resources available to schools are directly influenced by the nature of the school (including its location and profile), its programs and its operations. Further information on the methods used and on the comparability of the data is available in the [financial limitations](#). Further information is also available about [financial reporting for non-government multi-campus schools](#).

Net recurrent income 2015

■ Australian Government recurrent funding
■ State/territory government recurrent funding
■ Fees, charges and parent contributions
■ Other private sources
Total gross income (excluding income from government capital grants)
Less deductions
Total net recurrent income

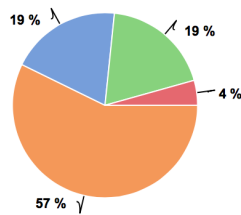
\$ Total	\$ Per student
2,201,330	6,571
745,552	2,226
731,698	2,184
166,969	498
3,845,549	11,479
227,090	678
3,618,459	10,801

Capital expenditure 2015

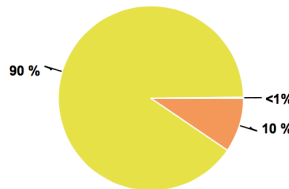
■ Australian Government capital expenditure
■ State/territory government capital expenditure
■ New school loans
■ Income allocated to current capital projects
■ Other
Total capital expenditure

\$ Total	\$ Total 2009-2015
251,182	2,966,414
0	0
2,386,954	4,258,986
0	876,059
4,654	475,977
2,642,790	8,577,436

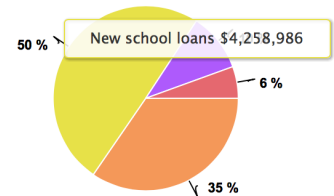
Total gross income 2015



Total capital expenditure 2015



Total capital expenditure 2009-2015



Greg Martin
Principal
St Columba's School
Bayswater

31st May, 2017